

 territorium
E-Proficiency
Profile

with Official Content from ETS

WEBINAR: WEDNESDAY, MAY 17 AT 2:00PM ET

Reporting



WEBINAR TEAM

Presenter: Dawn Crawford
Director of Customer Success

Host: Eric Stoller
VP of Marketing

Product Expert: Peg Thomsen
Assessment Services
Product Manager

Product Operations: Julie Murphy
VP Operations

Psychometrician: Jessica Jacovidis

Our Team is standing by to answer your questions – please add them to the chat so we can get you the info you need.

Thanks so much!



lifejourney
TOOLKIT

ASSESSMENT
SERVICES



Currently includes HEIghten, EPP, and EdTest.AI - our custom testing and remote proctoring solution.

COMPREHENSIVE
LEARNER RECORD



Interoperable engine connecting learning outcomes to learning experiences and workforce skills

CAREERBIT



Growth, education, and employment opportunities curated to student pathways



- **12,000,000+ Users Worldwide**
- **1EdTech CLR Certification for Interoperability**
- **Serving Learners K through Career**
- **AI Curation for Growth, Education, & Employment**

Assessment customers report many uses of the EPP data, but what roles in your organization are gathering or getting that data...

Who typically uses your administration reports and data at your institution?



Assessment Director



Course Faculty/Department Chair



Dean of Students



Student Affairs Department



Accreditation Director



All of the Above

 **territorium**

E-Proficiency Profile

with Official Content from ETS



Current reports



Upcoming enhancements



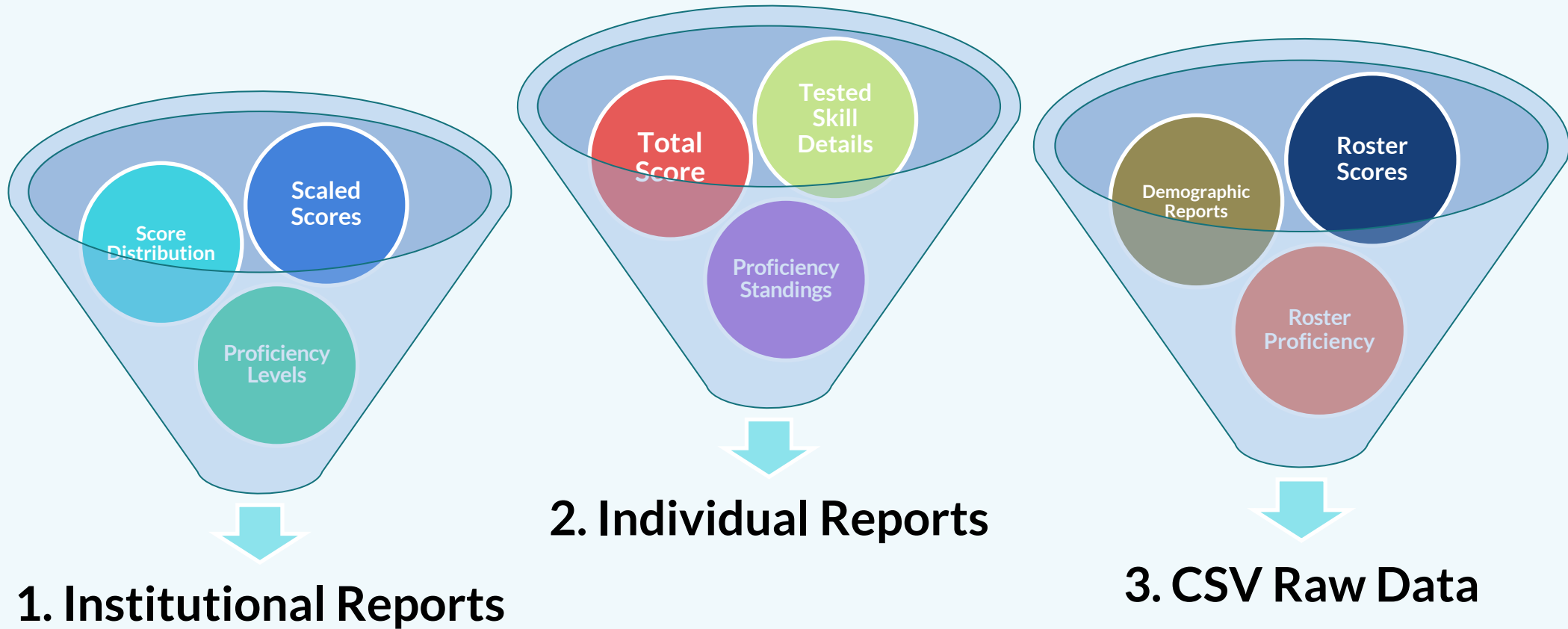
Individual student report data



Aggregated/institutional reports



Raw data/csv file and survey data



3 powerful report options combining information and data from a dozen different reports
PLUS Custom Survey Options from powerful item building tools in LifeJourney



ADMINISTRATORS

Transfer of
Longitudinal Data
from your ETS to
Territorium

Report
Dashboard

DATA ANALYSTS

CSV Data AND
Comparative
Data

Many ideas for improvement for our reporting and assessment services come from direct customer feedback...

Enter your name and school in the chat and we will email you details shortly.

Please let us know if you would like to be part of our new EPP Insiders Group.

STANDARD FORM

- ❖ a total score, subscores, and proficiency classifications for individual students
- ❖ total scores, norm-referenced subscores, and criterion-referenced scores at the group level
- ❖ an alphabetical roster with individual student scores

ABBREVIATED FORM

- ❖ a total score, but no subscores, for individual students
- ❖ total scores, norm-referenced subscores, and criterion-referenced scores at the group level. Thirty valid results are necessary to generate aggregate reports.

* Both forms are statistically equated assessments and offer the same level of score detail at the group level. The E-Profiles has two scoring conventions: Norm-referenced scores (scaled scores) and criterion-referenced scores (proficiency classifications).

INDIVIDUAL STUDENT REPORTS

0:59

3-02-16 55:00

3-03-31 14:33

2-11-30

Select Student Icon for Administration

Name	Email	Status	Start Date	End Date	Learner Report
Alberto	betlic@01@hotmail.com	Done!			
Alberto	albertofom_1@territorium.com	Completed	2023-03-16 16:50:11	2023-03-08 16:51:47	A
Alberto	albertofom_2@territorium.com	Completed	2023-03-08 16:54:00	2023-03-08 16:54:51	A
Alberto	albertofom_3@territorium.com	Completed	2023-03-08 16:58:26	2023-03-08 16:59:47	A

Find Individual Student Name and select the Learner Report icon

territorium LEARNER SCORE REPORT
REPORT DATE: 2023-04-18 15:55:52

Administration Details
Student Name: Alberto
Id Number: 2738628374
Institution: University

Administration Name: E-Proficiency Profile Spring 2023
Start Test Date: 2023-03-16 12:04:02
Test Date: 2023-03-16 12:40:19

This report provides your score(s) on the Proficiency Profile test.

Total Score (Scale of 400 to 500)

481

The proficiency profile test is designed to measure college student skills in reading and critical thinking, writing, and mathematics.

The reading and critical thinking questions test your ability to read carefully and think critically about issues and arguments from the humanities, social sciences, and natural sciences. They are not intended to test specific content knowledge in these fields. All the information needed to answer these questions is presented in the test.

The reading questions test your ability to interpret the meaning of key terms, recognize the primary purpose of a passage, recognize explicitly presented information, make appropriate inferences, and recognize rhetorical devices.

The critical thinking questions test your ability to recognize assumptions, recognize the best hypothesis to account for information presented, recognize flaws and inconsistencies, and recognize logical fallacies.

The writing questions test your ability to recognize the short piece of writing, and recognize errors in grammar and usage.

The mathematics questions test your ability to interpret formulas, compare numbers expressed in different ways, and recognize equivalent mathematical formulas or expressions.

For a more detailed description of the skills tested at each level, go to the Proficiency Profile Comparative Data Guide on the website.

View Report (Can also be available to students in Administration Configuration)

Learner Score Report

- Standard form report elements: Total Score, Tested Skill Descriptions, Skill Dimension Subscores, Proficiency Classifications, and Context-Based Subscores
- Abbreviated form report elements: Total Score, and Tested Skill Descriptions

3-02-16 55:00

3-03-31 14:33

2-11-30

Select Reports Icon for Administration

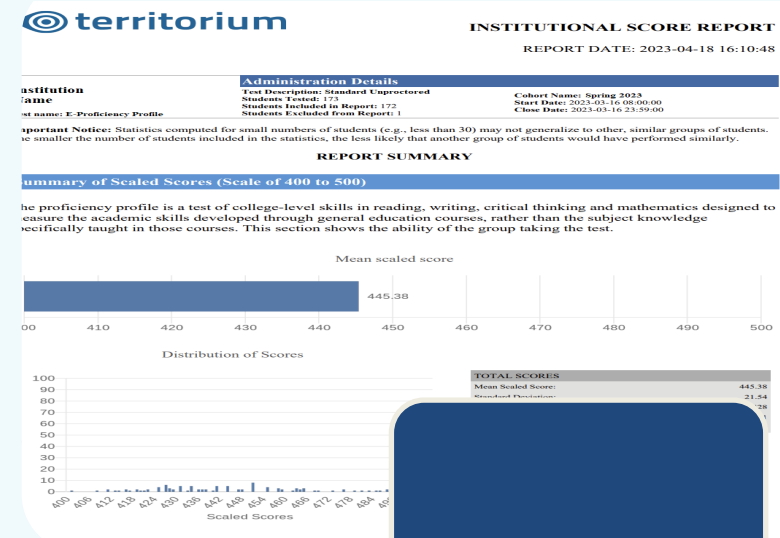
Administration Data Report

CSV raw data

Institutional report

Survey Report

Select Institution Report button to download



View Report

Institutional Score Report

- Summary of Scaled Scores, Distribution of Scores, Total Scores (mean scaled score, standard deviation, percentiles)
- Skill Dimension Subscores, Distribution of Scores, Total Scores (mean scaled score, standard deviation, percentiles)
- Summary of Proficiency Classification - Based on a score range, three performance levels can be earned. [Performance Levels](#).
- Context Bases Subscores, Distribution of Scores, Total Scores (mean scaled score, standard deviation, percentiles)

0:59

3-02-16 55:00

3-03-31 14:33

2-11-30

Select Reports Icon for Administration

Administration Data Report

CSV raw data

Institutional report

Survey Report

Data Report

Institutional Report

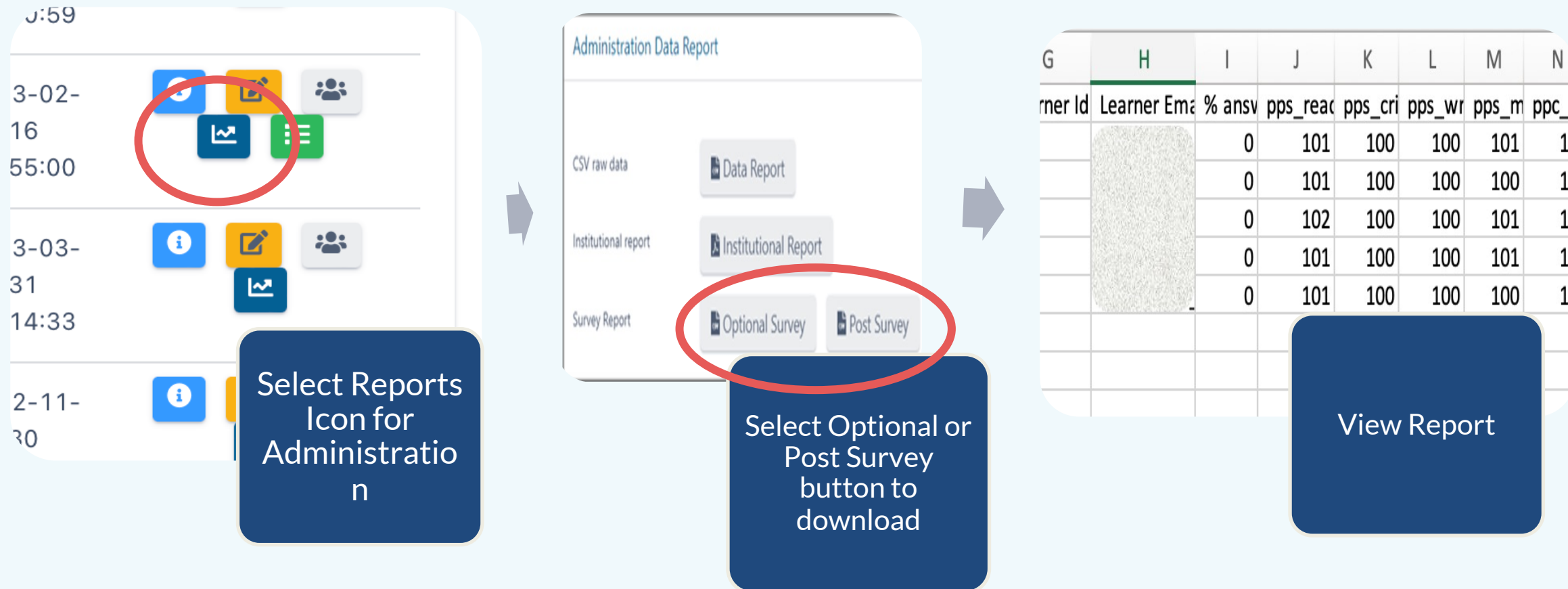
Optional Survey

Post Survey

Select Data Report button to download

G	H	I	J	K	L	M	N
ner Id	Learner Email	% ans	pps_reac	pps_cri	pps_wr	pps_m	ppc_h
		0	101	100	100	101	10
		0	101	100	100	100	10
		0	102	100	100	101	10
		0	101	100	100	101	10
		0	101	100	100	100	10

View Report



Survey Reports - Optional & Post

Optional Survey CSV - student responses to the optional questions asked prior to the test.

Post Survey CSV - student responses to the optional custom questions asked at the completion of the test.

The right level and type of support can contribute greatly to your success with the E-Proficiency Profile and any assessment on our platform...

What kind of supports would you want to see from Territorium for Assessments?



Product Training Guides



Product Training Videos



Product Training Live Webinars



Assessment Support Community



Chat Support Hours



Dedicated Assessment Support Phone Number



Custom Assessment Workshops

All of the Above



E-Proficiency Profile

with Official Content from ETS

Our next webinar topic:

Engagement

Wednesday, June 21, 1:00PM ET